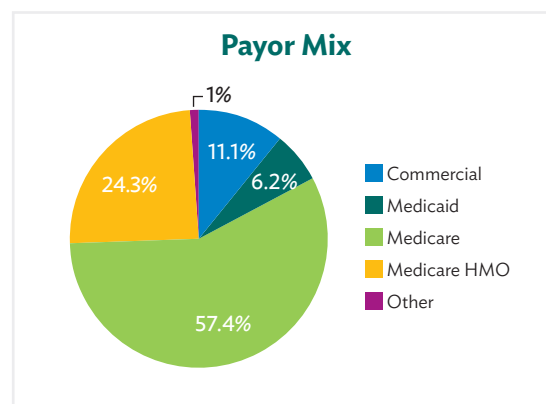
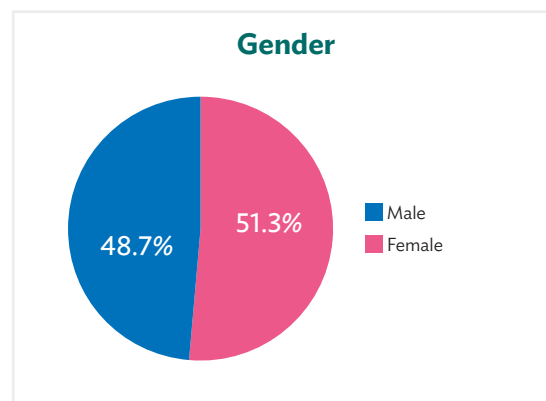
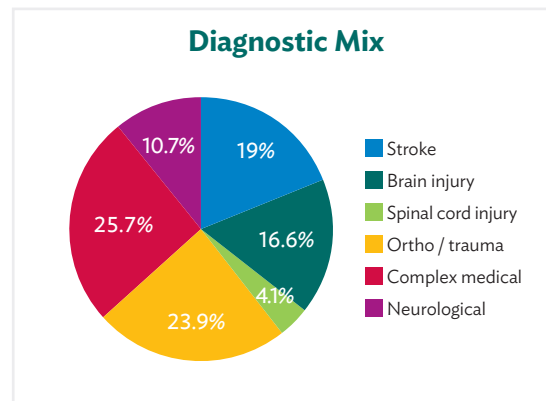


# Patient Outcomes

January – December 2020

|                            | No. of patients | Average age       | Average length of stay | Patient satisfaction |
|----------------------------|-----------------|-------------------|------------------------|----------------------|
| <b>Stroke</b>              | 215             | 71 years          | 14.7 days              | 92.3%                |
| <b>Brain injury</b>        | 188             | 74.7 years        | 13.2 days              | 90.4%                |
| <b>Spinal cord injury</b>  | 47              | 71.5 years        | 13.3 days              | 91.0%                |
| <b>Orthopedic / trauma</b> | 271             | 74.8 years        | 12.2 days              | 91.2%                |
| <b>Complex medical</b>     | 292             | 74.8 years        | 10.8 days              | 92.1%                |
| <b>Neurological</b>        | 121             | 67.7 years        | 12.7 days              | 96.1%                |
| <b>Total/average</b>       | <b>1,134</b>    | <b>73.2 years</b> | <b>12.6 days</b>       | <b>92.0%</b>         |

|                            | Discharge Destination |                 |                |             |
|----------------------------|-----------------------|-----------------|----------------|-------------|
|                            | Home                  | Skilled nursing | Acute hospital | Other       |
| <b>Stroke</b>              | 83.2%                 | 12.1%           | 4.7%           | 0%          |
| <b>Brain injury</b>        | 80.0%                 | 10.3%           | 9.2%           | 0.5%        |
| <b>Spinal cord injury</b>  | 89.4%                 | 2.1%            | 8.5%           | 0%          |
| <b>Orthopedic / trauma</b> | 77.1%                 | 15.9%           | 7%             | 0%          |
| <b>Complex medical</b>     | 87.7%                 | 3.8%            | 8.2%           | 0.3%        |
| <b>Neurological</b>        | 76.9%                 | 11.6%           | 10.7%          | 0.8%        |
| <b>Total/average</b>       | <b>81.9%</b>          | <b>10.1%</b>    | <b>7.7%</b>    | <b>0.3%</b> |



Every effort is made to provide an average of three hours of therapy per day, five days per week.